


- High positive tolerance and high performance, even under low lighting conditions (cloudy days, mornings and evenings)
- Our solar panels are distinguished by 6 protective diodes present in the junction box. These solar panels are tested individually and come with individual test reports for guaranteed power output (0~+3%)
- Manufactured according to International Quality and Environment Management System (ISO 9001:2008, ISO 14001:2004, BS OHSAS 18001:2007)
- Independently certified by International certification bodies, including the Salt Mist Corrosion certificate up to severity level 5 and Ammonia Corrosion certificate.
- Holding the certifications by TÜV SÜD; IEC 61215, IEC 61730-1, IEC 61730-2, IEC 61701, IEC 61345 and IEC 62716.
- Module can take on wind loads up to 2400Pa and snow loads up to 5400Pa.
- Black frame and black sheet are optional with aesthetic appearance.

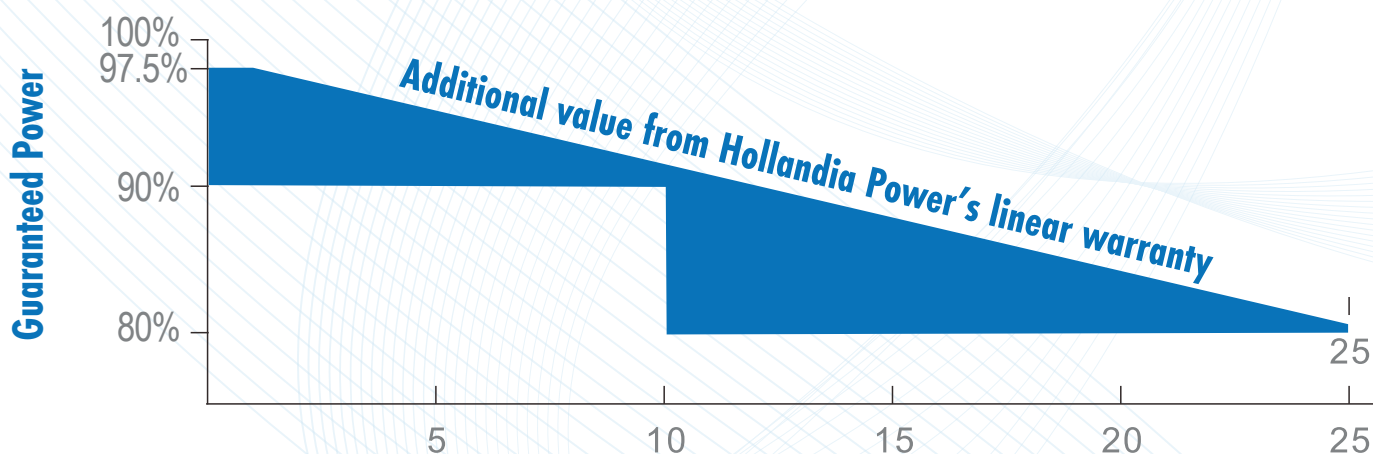


LINEAR PERFORMANCE WARRANTY



15 Years Product Warranty

25 Years Linear Power Warranty



-15 years limited product warranty¹

-Limited Power warranty: 12 Years at 90% minimal rated power output,

25 Years at 80% of the minimal rated power output

¹in compliance with our Warranty Terms and Conditions

ELECTRICAL PERFORMANCE

Electrical parameters Standard Test Conditions (STC)

Module Type			HPS0260P-60	HPS0265P-60	HPS0270P-60
Power Output	P _{max}	W	260	265	270
Power Tolerance	ΔP _{max}	%		0/+5W	
Module efficiency	η _m	%	16.01	16.32	16.63
Voltage at P _{max}	V _m	V	30.7	30.9	31.0
Current at P _{max}	I _m	A	8.47	8.58	8.71
Open-Circuit Voltage	V _{oc}	V	37.8	38.0	38.2
Short Circuit Current	I _{sc}	A	8.92	9.02	9.13

STC: 1000W/m² irradiance, 25°C module temperature, AM 1.5 spectrum.

THERMAL CHARACTERISTICS

Nominal Operating Cell Temperature	NOCT	°C	45±2
Temperature Coefficient of P _{max}	γ	%/°C	-0.403
Temperature Coefficient of V _{oc}	β _{voc}	%/°C	-0.330
Temperature Coefficient of I _{sc}	α _{isc}	%/°C	+0.049

OPERATING CONDITIONS

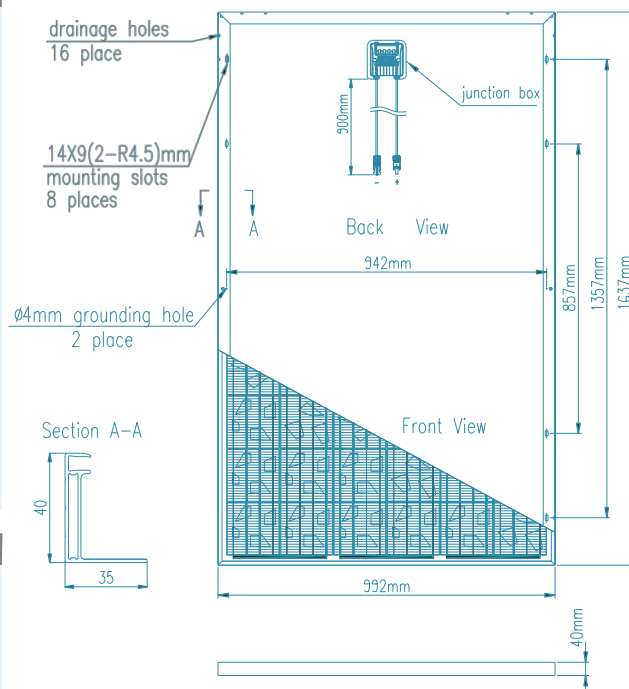
Max. System Voltage	1000V
Max. Series Fuse Rating	15A
Operating Temperature Range	-40°C~85°C
Max. Static Load, Front (e.g. snow & wind)	5400Pa
Max. Static Load, Back (wind)	3800Pa
Application Class	A

CONSTRUCTION MATERIALS

Front Cover (material/type/thickness)	low-iron tempered glass/3.2mm
Cell (quantity/material/type/dimensions)	60/polycrystalline/156x156mm
Encapsulant (material)	ethylene vinyl acetate (EVA)
Frame (material/anodization color)	anodized aluminum alloy/silver or black
Junction Box (protection degree)	IP67
Cable (length/cross-sectional area)	900mm/4mm ²
Plug Connector	MC4 compatible

GENERAL CHARACTERISTICS

Dimension (L/W/H)	1637/992/40mm
Weight	18.5kg



OUR PARTNER:



- Due to continuous innovation, research and product improvement, the specifications in this product data sheet are subject to change without prior notice. The specifications may deviate slightly and are not guaranteed.
- The data do not refer to a single module, they only serve for comparison to different module types.

Please read the instruction manual in this entirety before handling, installing and operating Hollandia Power modules.

**HOLLANDIA POWER PRODUCTS ARE
DESIGNED AND QUALITY CONTROLLED IN
THE NETHERLANDS**